


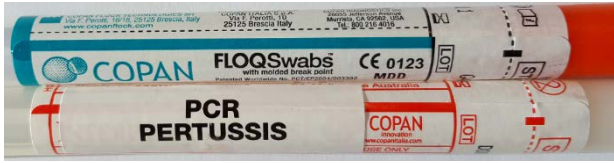
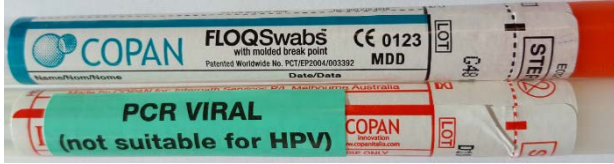






Microbiology Specimen Guide

Test	Specimen Container	Notes
Bacterial Microscopy & Culture & Sensitivities. (MCS), including MRSA and VRE screens		Contains transport media. NOT suitable for PCR
Viral PCR Respiratory, Influenza & Bordetella HOSPITAL ONLY		Contents: Viral Transport Media tube & swab(s). NOT suitable for Culture, MCS
Herpes PCR		
Pertussis PCR NON – HOSPITAL ONLY		Plain dry swab from throat & a nasopharyngeal flocked swab from the Nasopharynx.
Viral PCR Respiratory & Influenza NON - HOSPITAL ONLY		Plain dry swab from throat & a nasopharyngeal flocked swab from the Nasopharynx. NOT suitable for HPV Contact Laboratory for advice
Chlamydia/Gonorrhoeae PCR – Female genital Also suitable for other non genital sites e.g. conjunctival		Follow specimen collection and handling instructions on swab packet.
Urine – MCS Fluids & Tissue (all) Urine PCR for Chlamydia & Gonorrhoeae (First part of void - patient should not have voided in previous 1-2 hours). Fungal Collections ** NB: No Scalpel Blades		Ensure lid is securely Fastened All urine samples must be delivered to the laboratory as soon as practicable, if there is a delay please refrigerate. This container is also preferred for Sputum.
Faeces Microscopy, OCP & Culture Faecal PCR Helicobacter Pylori Occult Blood (Hospital patients only) Reducing Substances (contact lab)		Minimum amount - walnut sized specimen per test. Samples MUST be received on day of collection.
Faeces – Occult Blood A separate sample needs to be collected each day for 3 days. A separate collection tube must be used on each occasion.		Do not deliver samples one-by-one, deliver to the laboratory following the final collection. NOT for Hospital patient collections

All specimens should be treated as potentially hazardous and transported to the laboratory in a two-pocket bag.